

# Harp Craft


Make this simple harp craft to remember how David played the help for King Saul.

## What you need


- Template on white card. The thicker the card the better
- Colouring crayons or pencils
- Wool or string



## What to do



Colour in the template



Adult - cut out harp including inside



Use a hole punch to make 6 holes on the top and bottom



Tie some wool onto one hole.

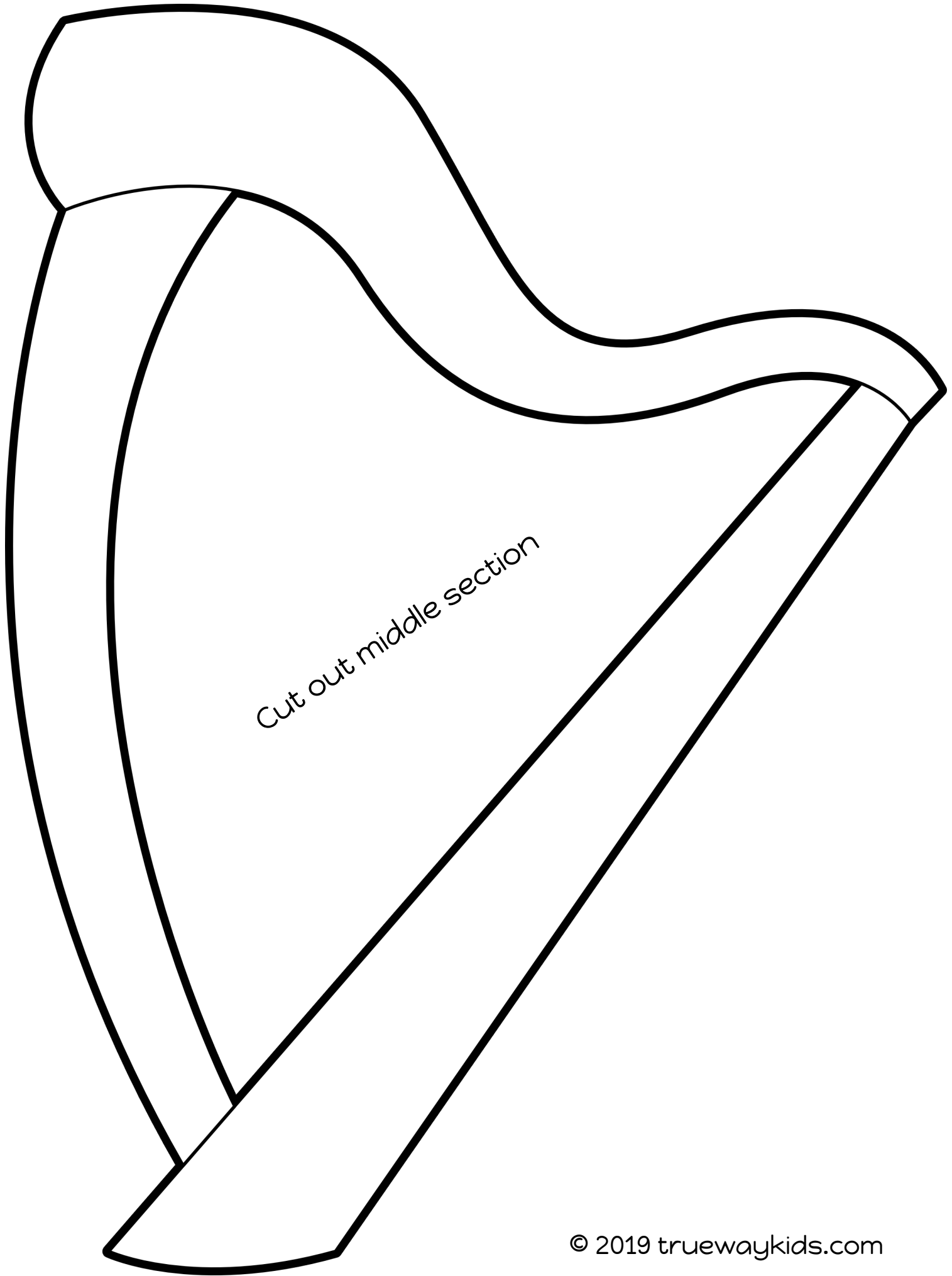


Thread the wool to make the strings on the harp.

Down,, across, up, across repeat.



When all strings are complete. Tie off the wool to fix in place.



# David waits to be King Story Wheel

For best results print both pages on white card  
Colour both pages, cut out and fasten together  
with Fastener pin.



