

# Games and Activities

## Left overs

Explain how Ruth searched the fields for any left over dropped by workers.

Have a look around your kitchen for any left overs, little bits left in packets etc and try to make a meal together with your child.



## Collect in your basket

Print out some pictures of wheat and drop them / hide them around an area.

Have your child try to collect as many of them as they can find in their basket.

You could use the basket from this week's craft or a regular bowl.

## Vouchers

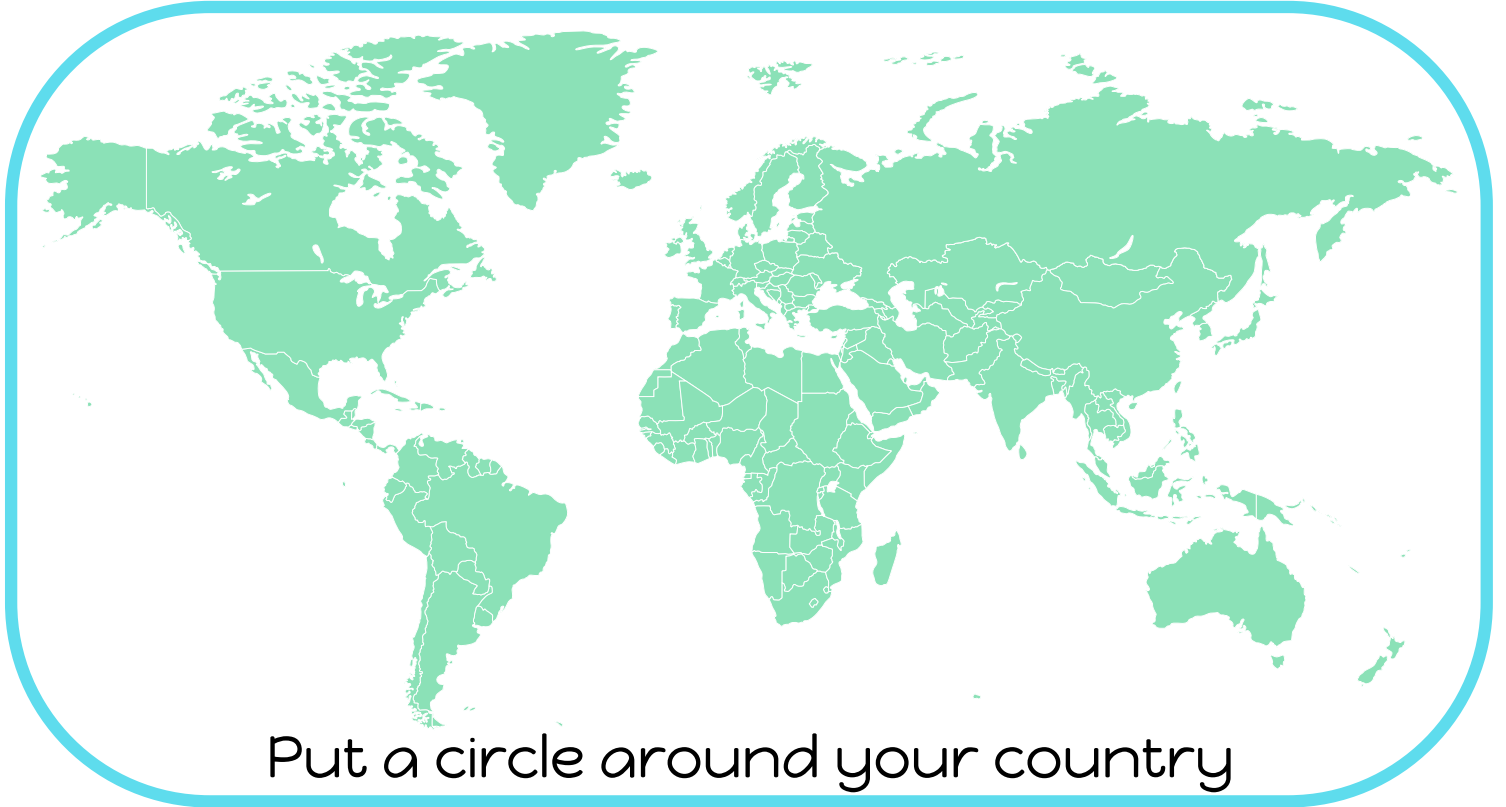
Search newspapers and local magazines for voucher and coupons with your child.

When you find some you like, cut them out together ready to use.


As you go to a store to use them, you can talk about how they need to be redeemed.



I live in .....

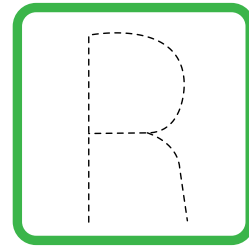


We like to eat



# Rr

Rr Rr Rr



# Ruth

Colour the words which begin with R



Your

God

will

be

my

God

.....  
Cut out the words below and glue the above.

will

Your


God

God

my

be

Help Naomi and Ruth travel back to Bethlehem



Make your own vouchers

