

Prayer Telephones


This is a great craft which also help develop STEM skills.

What you need

- 2 paper cups
- Template
- Glue
- Scissors
- Colour pencils or crayons
- String



What to do




Print out the template onto card or paper.

Collect supplies




Colour in the template.



Cut out the wraps.



Glue onto paper cups.



Make a small hole in the base of each cup. Just big enough to thread through the string.




Thread through string. Tie a knot on the inside of each cup to secure the string. Cut off any extra.

To use: Make sure the string is tight. Speak into one side. Listen in the other.

Hannah got up
and went to pray

1 Samuel 1:9



Speak Lord
I am listening

1 Samuel 3:10

