

# Fleece Bag


Use this craft to remind children how David collected 5 stone. You could either provide them with stone or take them out to collect some and place in their bag.

## What you need

- 1 pieces of A4 felt
- Wool
- Plastic or safety needle
- Scissors
- Button (optional)




## What to do



Collect all your supplies  
Pick any colour felt



Hold felt in half and cut  
along fold



Cut about 5cm off the top  
of one half.




ADULT

Fold felt and make small  
snips around the outside  
of felt which can be used  
to thread wool.



Using wool and a safety  
needle. Sew around the  
outside of the bag to  
attache both sides  
together.



At the top of the bag,  
made a strap the correct  
size for your child and tie a  
knot to hold in place.